

SONOREX TECHNIK

RM 210 - Module series

High-power ultrasonic baths and rinsing baths
for aqueous fluids

RM 210 UH:	Ultrasonic bath with heating
RM 210 U:	Ultrasonic bath without heating
RM 210 H:	Rinsing bath with heating, without ultrasound
RM 210:	Rinsing bath without heating, without ultrasound



RM 210 UH

	RM 210 UH	RM 210 U	RM 210 H	RM 210
Code No.	8270 - 40 kHz 8280 - 25 kHz	8271 - 40 kHz 8281 - 25 kHz	8272	8273

Oscillating tank / rinsing tank	
Internal dimensions, l × w × d	750 × 650 × 500 mm
Filling level mark from the tank bottom Upper edge overflow gutter from the tank bottom	400 mm 455 mm
Tank edges	rectangular form
Capacity	270 l
Operating volume up to filling level mark	210 l
Filling volume up to upper edge overflow gutter	245 l
Tank material	stainless steel AISI 316L, 2 mm, welded
Outlet / Inlet	3-way ball valve G 1 incl. hose and hose sockets, on the left side; brass, galvanically coated
Overflow, tightly welded	ball valve G 1 incl. hose socket, on the right side; brass, galvanically coated
Overflow gutter	one the right side
Sprinkle tube	on the left side
Tank bottom	straight

	RM 210 UH	RM 210 U	RM 210 H	RM 210
--	-----------	----------	----------	--------

Ultrasound

Ultrasonic peak power corresponds to 4 times ultrasonic nominal power	2 × 4000 W		-	
Ultrasonic nominal power	2 × 1000 W		-	
Ultrasonic frequency	40 kHz or 25 kHz		-	
Pulse function	✓		-	
Oscillating systems	40 pieces at tank bottom		-	
Control	turning knob			-
Time setting	1 – 15 min and continuous operation		-	

Temperature control

Adjustable temperature range	30 – 80 °C	-	30 – 80 °C	-
Heating power	7200 W	-	7200 W	-

Housing

External dimensions , l × w × h	930 × 750 × 800 mm			
Housing material	stainless steel AISI 304			
Handles	on the sides			
Degree of protection	IP 32			
Feet	4 height adjustable feet			

Power supply

Mains supply	400 V 3N~ (± 10 %), 50/60 Hz			
Power consumption	9.2 kW	2.0 kW	7.2 kW	-
Current consumption per phase	max. 14.8 A	max. 4.4 A	max. 10.5 A	-
Leakage current	< 3.5 mA	< 3.5 mA	< 3.5 mA	-
Mains cable	3 m, fixed at the unit, with three-phase plug CEKON 16 A			-

Environmental conditions




Permissible ambient temperature	5 – 40 °C			
Permissible relative humidity to 31 degree	80 %			
Permissible relative humidity to 40 degree	50 %			

Shipping information

Weight	net	110 kg	102 kg	90 kg	82 kg
	gross	140 kg	126 kg	125 kg	115 kg
Packing, l × w × h	1 special pallet 1200 × 1000 × 1100 mm				

Accessories

Type	Code No.	Description
MK 210	8425	insert basket, stainless steel load up to 20 kg internal dimensions 680 x 610 x 90 mm, l x w x d mesh size 12.5 x 12.5 mm
MK 210 S	8478	insert basket, stainless steel load up to 40 kg internal dimensions 680 x 610 x 90 mm, l x w x d mesh size 12.5 x 12.5 mm
MK 210 B	8419	insert basket, stainless steel, applicable for lifting device MB load up to 20 kg internal dimensions 680 x 610 x 90 mm, l x w x d mesh size 12.5 x 12.5 mm
MK 210 BS	8483	insert basket, stainless steel, applicable for lifting device MB load up to 40 kg internal dimensions 680 x 610 x 90 mm, l x w x d mesh size 12.5 x 12.5 mm
MD 210	8448	lid, stainless steel
TB 210	8405	drop plate, stainless steel, between two tanks if using a MB

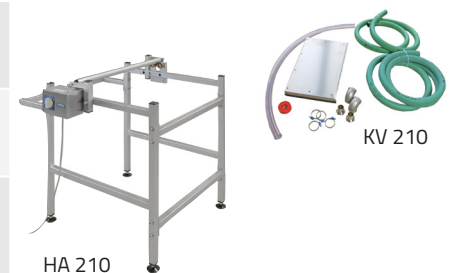


Supplementary equipment

WG 210-2	8526	rack for 2 tanks, in connection with MB 210 B
WG 210-3	8527	rack for 3 tanks, in connection with MB 210 B
WG 210-4	8528	rack for 4 tanks, in connection with MB 210 B
MB 210	8312	lifting device with oscillation, for one unit
MB 210 B	8316	lifting device with oscillation, in connection with WG 210
KV 210	8455	cascade tube between two tanks
HA 210	8498	planing head holder stainless steel



MB 210 B with WG 210-2



HA 210

KV 210

Peripheral units

Type	Code No.	Description
FA 210	8613	filtration with pre- and fine filter incl. connection kit
OX 210	8605A	oil separator incl. connection kit
WA 210	8637A	DI-water-preparation device incl. connection kit
TO 210	8339	trough dryer internal dimensions 750 x 650 x 500 mm, l x w x d



Caution!
Do not use combustible liquids, acids, chemicals containing chloride ions and household cleaners.
Do not place items on the tank bottom.
Recommendation: Special cleaning agents TICKOPUR

Distributed by:

DJA A.D. Jansen Zwolle B.V.
Faradaystraat 21
8013PH Zwolle - NL
Tel: +31 (0) 384550646
klantenservice@djaky.com
www.djaky.com

Subject to technical alterations without notice. Dimensions subject to production tolerances.
Illustrations exemplary, not true to scale. Decoration products are not included in delivery.

2198b GB/2020-06

BANDELIN electronic GmbH & Co. KG
Heinrichstraße 3 – 4
12207 Berlin
Deutschland

www.bandelin.com
info@bandelin.com
☎ : +49 30 768 80-0
☎ : +49 30 773 46 99

Zertifiziert nach
EN ISO 9001
EN ISO 13485