

**SONOREX TECHNIK**  
**RM 180 - Module series**

High-power ultrasonic baths and rinsing baths  
for aqueous fluids

- RM 180 UH: Ultrasonic bath with heating
- RM 180 U: Ultrasonic bath without heating
- RM 180 H: Rinsing bath with heating, without ultrasound
- RM 180: Rinsing bath without heating, without ultrasound



RM 180 UH

	RM 180 UH	RM 180 U	RM 180 H	RM 180
Code No.	8250 - 40 kHz 8260 - 25 kHz	8251 - 40 kHz 8261 - 25 kHz	8252 -	8253 -
<b>Oscillating tank / rinsing tank</b>				
Internal dimensions, l x w x d	1000 x 500 x 400 mm			
Filling level mark from the tank bottom	300 mm			
Upper edge overflow gutter from the tank bottom	355 mm			
Tank edges	rectangular form			
Capacity	215 l			
Operating volume up to filling level mark	160 l			
Filling volume up to upper edge overflow gutter	190 l			
Tank material	stainless steel AISI 316L, 2 mm, welded			
Outlet / Inlet	3-way ball valve G 1 incl. hose and hose sockets, on the left side; brass, galvanically coated			
Overflow, tightly welded	ball valve G 1 incl. hose socket, on the right side; brass, galvanically coated			
Overflow gutter	on the right side			
Sprinkle tube	on the left side			
Tank bottom	straight			

	RM 180 UH	RM 180 U	RM 180 H	RM 180
--	-----------	----------	----------	--------

### Ultrasound

Ultrasonic peak power corresponds to 4 times ultrasonic nominal power	2 × 4000 W		-	
Ultrasonic nominal power	2 × 1000 W		-	
Ultrasonic frequency	40 kHz or 25 kHz		-	
Pulse function	✓		-	
Oscillating systems	40 pieces at tank bottom		-	
Control	turning knob			-
Time setting	1 – 15 min and continuous operation		-	

### Temperature control

Adjustable temperature range	30 – 80 °C	-	30 – 80 °C	-
Heating power	7200 W	-	7200 W	-

### Housing

External dimensions, l × w × h	1180 × 600 × 800 mm			
Housing material	stainless steel AISI 304			
Handles	on the sides			
Degree of protection	IP 32			
Feet	4 height adjustable feet			

### Power supply

Mains supply	400 V 3N~ (± 10 %), 50/60 Hz			
Power consumption	9.2 kW	2.0 kW	7.2 kW	-
Current consumption per phase	max. 14.8 A	max. 4.4 A	max. 10.5 A	-
Leakage current	< 3.5 mA	< 3.5 mA	< 3.5 mA	-
Mains cable	3 m, fixed at the unit, with three-phase plug CEKON 16 A			-

### Environmental conditions

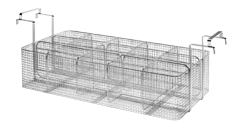
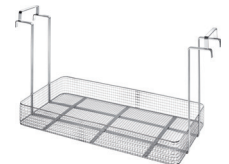
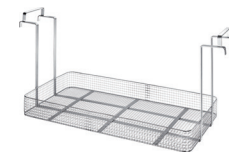

Permissible ambient temperature	5 – 40 °C			
Permissible relative humidity to 31 °C	80 %			
Permissible relative humidity to 40 °C	50 %			

### Shipping information

Weight	net	105 kg	93 kg	98 kg	78 kg
	gross	141 kg	143 kg	115 kg	105 kg
Packing, l × w × h	1 special pallet 1400 × 800 × 1100 mm				

**Accessories**

Type	Code No.	Description
MK 180	8424	insert basket, stainless steel load up to 20 kg internal dimensions 930 x 460 x 90 mm, l x w x d mesh size 12.5 x 12.5 mm
MK 180 S	8477	insert basket, stainless steel load up to 40 kg internal dimensions 930 x 460 x 90 mm, l x w x d mesh size 12.5 x 12.5 mm
MK 180 B	8418	insert basket, stainless steel, applicable for lifting device MB load up to 20 kg internal dimensions 930 x 460 x 90 mm, l x w x d mesh size 12.5 x 12.5 mm
MK 180 BS	8482	insert basket, stainless steel, applicable for lifting device MB load up to 40 kg internal dimensions 930 x 460 x 90 mm, l x w x d mesh size 12.5 x 12.5 mm
MK 180 A	8427	insert basket, stainless steel, for 15 respirator masks load up to 20 kg internal dimensions 930 x 460 x 215 mm, l x w x d mesh size 12.5 x 12.5 mm
MD 180	8447	lid, stainless steel
TB 180	8404	drop plate, stainless steel, between two tanks if using a MB



**Supplementary equipment**

WG 180-2	8523	rack for 2 tanks, in connection with MB 180 B
WG 180-3	8524	rack for 3 tanks, in connection with MB 180 B
WG 180-4	8525	rack for 4 tanks, in connection with MB 180 B
MB 180	8311	lifting device with oscillation, for one unit
MB 180 B	8315	lifting device with oscillation, in connection with WG 180
KV 180	8454	cascade tube between two tanks



Peripheral units

Type	Code No.	Description
FA 180	8612	filtration with pre- and fine filter incl. connection kit
OX 180	8604A	oil separator incl. connection kit
WA 180	8636A	DI-water-preparation device incl. connection kit
TO 180	8338	trough dryer internal dimensions 1000 x 500 x 400 mm, l x w x d



Caution!  
Do not use combustible liquids, acids, chemicals containing chloride ions and household cleaners.  
Do not place items on the tank bottom.  
Recommendation: Special cleaning agents TICKOPUR

Distributed by:



A.D. Jansen Zwolle B.V.  
Faradaystraat 21  
8013PH Zwolle - NL

Tel: +31 (0) 384550646  
klientenservice@djaky.com  
www.djaky.com

Subject to technical alterations without notice. Dimensions subject to production tolerances.  
Illustrations exemplary, not true to scale. Decoration products are not included in delivery.

2188b GB/2020-06

**BANDELIN electronic GmbH & Co. KG**  
Heinrichstraße 3 – 4  
12207 Berlin  
Deutschland

www.bandelin.com  
info@bandelin.com  
☎ : +49 30 768 80-0  
☎ : +49 30 773 46 99

Zertifiziert nach  
ISO 9001  
ISO 13485